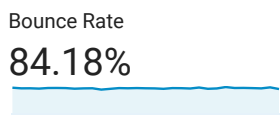
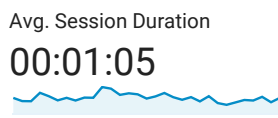
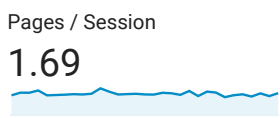
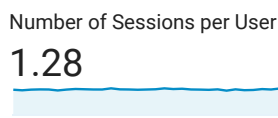
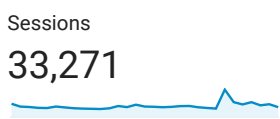
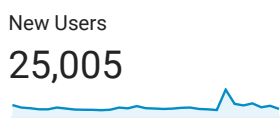
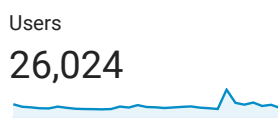
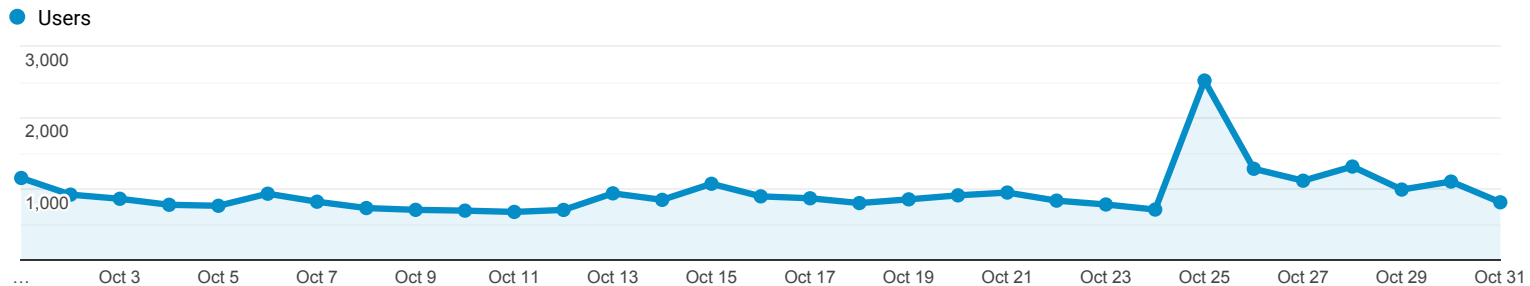


### Audience Overview

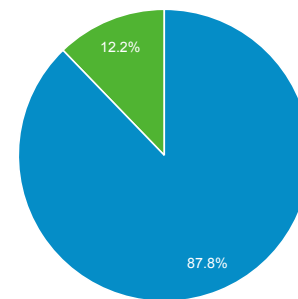
Oct 1, 2018 - Oct 31, 2018

All Users  
100.00% Users

Overview



New Visitor Returning Visitor



Browser	Users	% Users
1. Chrome	16,202	61.90%
2. Safari	5,528	21.12%
3. Firefox	1,731	6.61%
4. Samsung Internet	632	2.41%
5. Edge	533	2.04%
6. Opera	328	1.25%
7. Android Webview	288	1.10%
8. Internet Explorer	263	1.00%
9. Mozilla Compatible Agent	155	0.59%
10. Safari (in-app)	154	0.59%